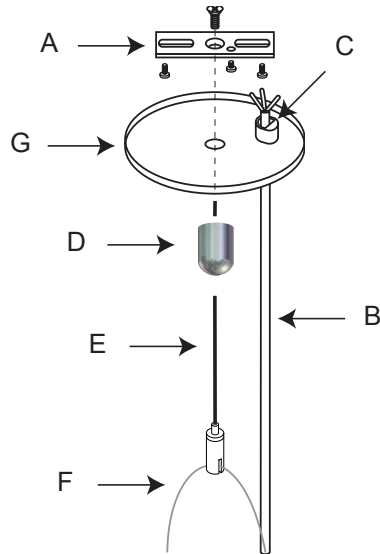


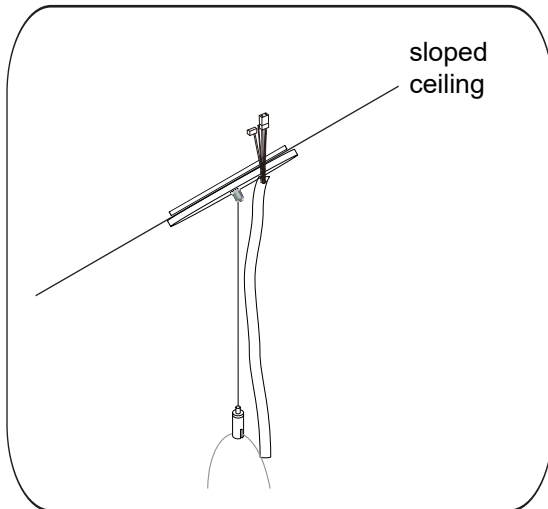
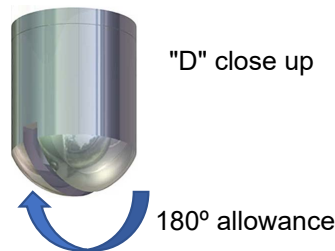
SLOPED CEILING (X3)

INSTALLATION INSTRUCTIONS

AC KIT provided for sloped (X3) ceiling:



- A: canopy bracket
- B: power cord
- C: power feed canopy only
- D: 180° slope ceiling gripper lock
- E: suspension aircraft cable
- F: fixture cable (design may vary per product)
- G: 5" canopy plate



- Mountable on 0° - 90° sloped ceiling
- Standard aircraft cable provided with slope gripper (D) for full 180° allowance
- 4" square / round jbox (by others)
- Suspension length varies (AC48, AC96, etc).

Contractor is responsible for adequately reinforcing ceilings to support luminaire weight. Utopia Lighting accepts no responsibility for inadequately reinforced ceilings. The information contained in this drawing is the sole property of Utopia Lighting.

Any reproduction in part or whole without the written permission of Utopia Lighting is prohibited and warranty is voided.

